

The Working Lives and Struggles of Asian Americans and Pacific Islanders in California

Chinese Americans

About the Survey

In November 2019, researchers from PRRI and AAPI Data released a landmark report on Asian American and Pacific Islander (AAPI) workers in California. The survey of 2,684 AAPI California residents explored experiences and perspectives of workers, many of whom are struggling with poverty.

Asian Americans and Pacific Islanders are the fastest-growing racial groups (and working-age population) in California and the nation. Between 2010 and 2017, most new immigrants to California came from Asia.

As with other racial and ethnic groups, the research tells the story of “two Californias” — one where some AAPI workers are financially stable and another in which AAPI workers report struggle significantly. This brief highlights key findings relevant to Chinese American workers in California from the full report.

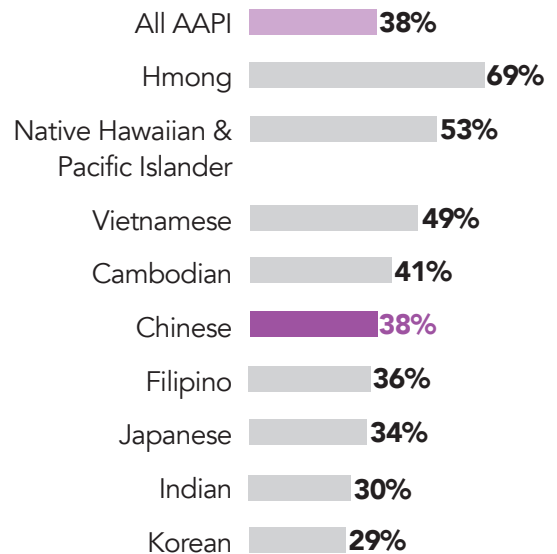
Key Findings



Nearly **FOUR IN 10** AAPI workers in California are struggling with poverty.

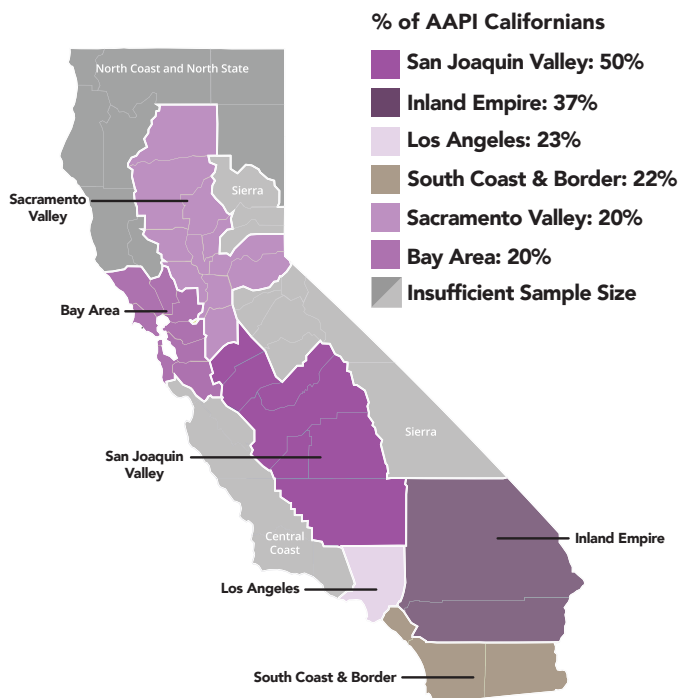
Chinese Americans make up one-third of those AAPI workers struggling with poverty. Chinese American workers born in the U.S. are more likely to report struggling with poverty than those who are foreign-born.

AAPI Workers Struggling with Poverty



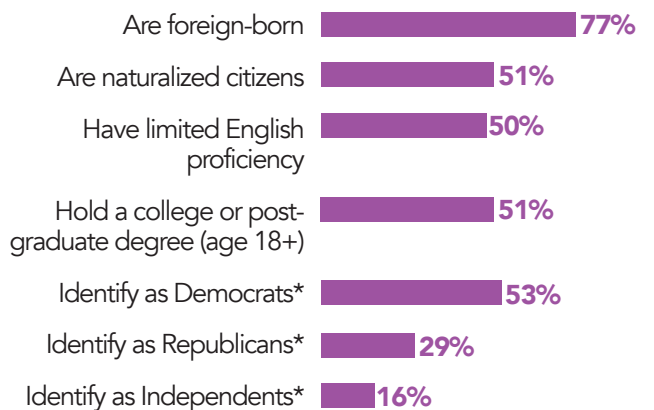
AAPI California Workers Struggling with Poverty Within Each Region

In California, the highest proportion of Chinese American adults reside in the Bay Area (46%) and Los Angeles (30%).



Snapshot of Chinese Americans in California

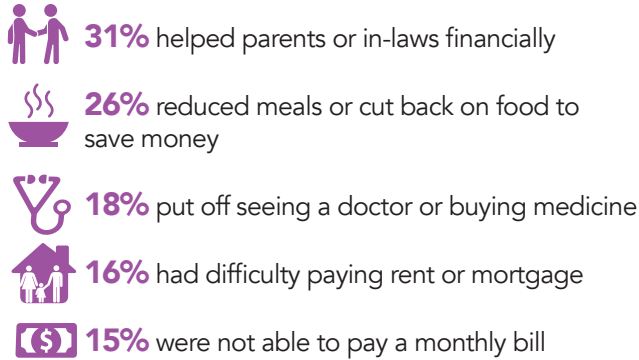
From the Census Bureau's American Community Survey:



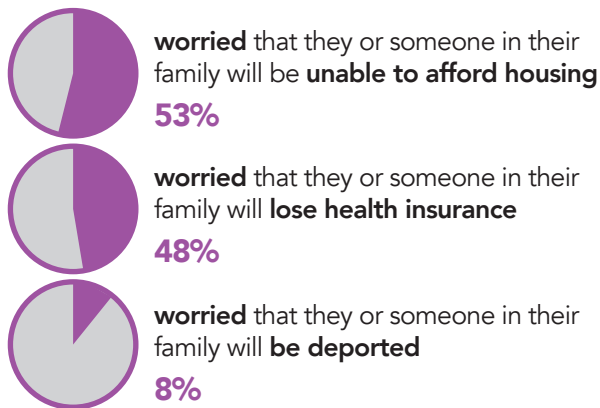
*From the PRRI/AAPI survey

Economic Hardships and Concerns

Share of Chinese American workers in California who experienced hardships in the past 12 months:



Share of Chinese American workers in California who are:



Views on the American Dream and Economic Mobility Among Chinese Americans in California

55% still believe in the American Dream (if you work hard, you'll get ahead), compared to 62% of all AAPI Californians.

46% of struggling Chinese American workers in California believe in the American Dream.

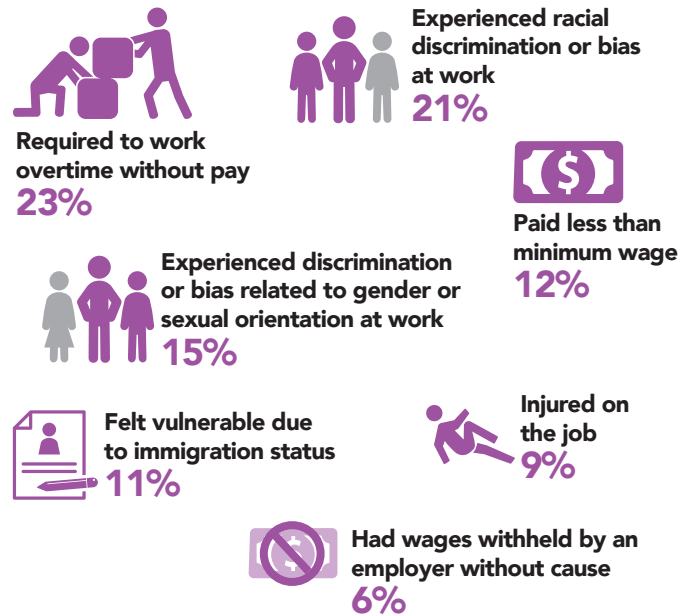
39% believe it is harder to achieve the American Dream here than in other states.

46% would encourage young people to leave their community for better opportunities.

64% agree that hard work is not a guarantee of success, compared to 55% of all AAPI Californians.

Hardships on the Job

Share of Chinese American workers in California who said they or someone in their household experienced the following in the past 12 months:



Views on the Economy, Employers, and Policymakers

Share of Chinese American workers in California believe that:

The U.S. economy unfairly favors the wealthy **79%**

Public officials do not care what they think **81%**

Employers generally see them as replaceable **78%**

It is important to organize so that employers do not take advantage of them **72%**

For more data and survey methodology, please see the full report, in English, at: irvine.org/learning/aapi

加利福尼亞州的亞裔美國人和太平洋島民的工作生活和掙扎

華裔美國人

調查簡介

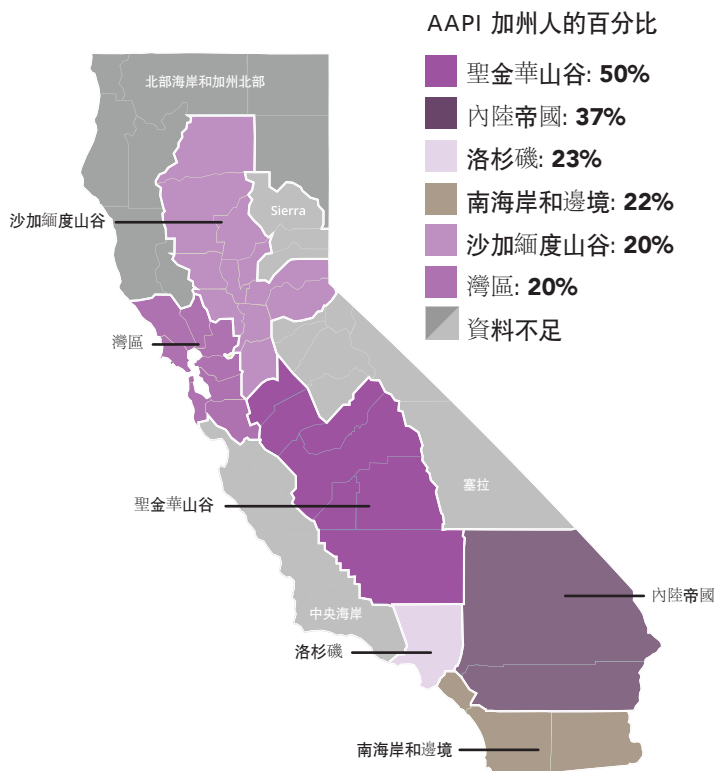
2019年11月，PRRI和AAPI Data的研究人員發佈了關於加利福尼亞州亞裔美國人和太平洋島民（AAPI）工人的一項里程碑報告。對2,684名AAPI加州居民的調查探索了工人的經驗和觀點，其中許多人正在貧困中掙扎。

亞裔美國人和太平洋島民是加利福尼亞州和全美增長最快的族裔群體（和工作年齡人口）。在2010年至2017年期間，加利福尼亞州的絕大多數新移民來自亞洲。

與其他種族和族裔一樣，這項研究講述了“兩種加州人”的故事——其中一種為經濟上穩定的AAPI工人，另一種AAPI工人則報告生活艱難。本簡介著重介紹與報告全文所述的加利福尼亞州的華裔美國人工人相關的重要發現。

每個地區內在貧困中掙扎的AAPI加州工人

在加州，華裔成年人住在灣區和洛杉磯的比例最高，分別為46%和30%。



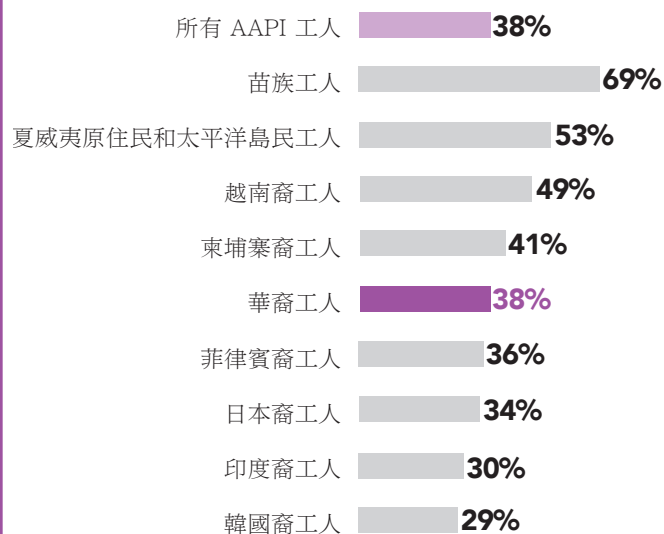
重要發現



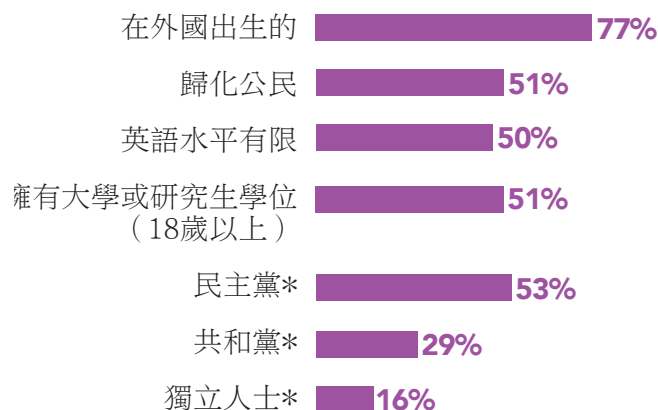
在加利福尼亞州，每10位AAPI工人中就有將近4人在貧困中掙扎。

在貧困中掙扎的AAPI工人中華裔佔三分之一。美國出生的華裔工人比外國出生的華裔工人更有可能報告在貧困中掙扎。

AAPI 在貧困中掙扎的個人百分比



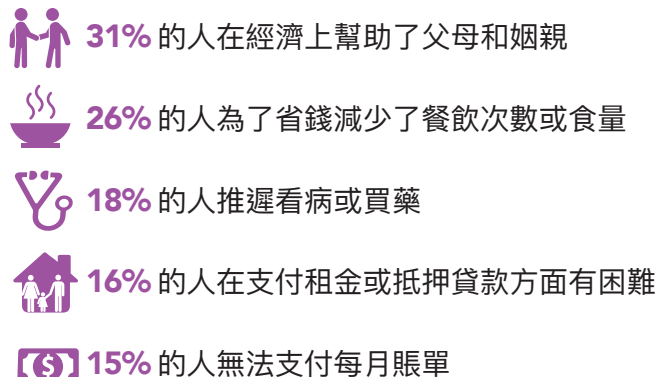
加州華裔簡介：



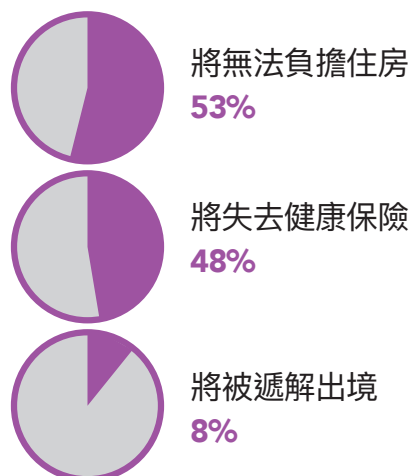
*根據 PRRI/AAPI 調查

經濟困難與顧慮

在過去的12個月在經歷過困苦的加州華裔工人份額：



擔心自己或家人將發生下列情況的加州華裔工人份額：



加州華裔對美國夢和經濟流動性的看法

55% 的人仍然相信美國夢（如果努力工作，就會獲得成功），而且所有AAPI加州人中有62% 的人相信美國夢。

46% 處於掙扎中的加州華裔工人相信美國夢。

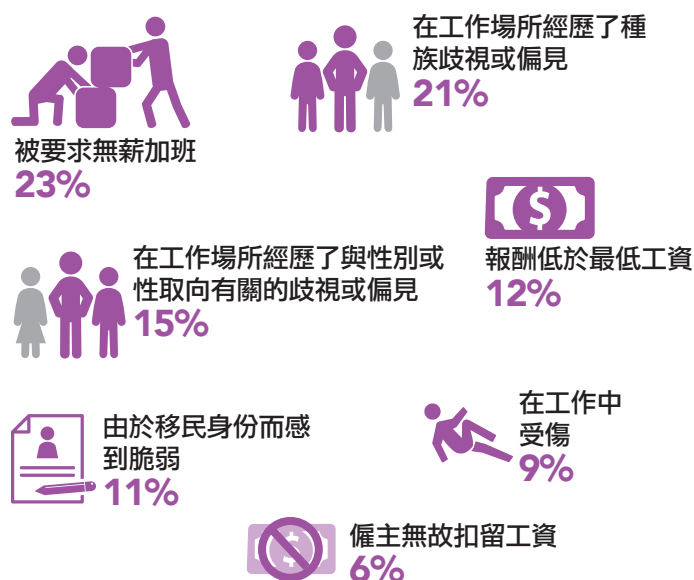
39% 的人認為在加州比在其他州更難實現美國夢。

46% 的人鼓勵年輕人離開社區去尋找更好的機會。

64% 的人同意，努力工作並不能保證成功，相比較，55% 的人相信美國夢

工作上的困難

聲稱自己或家人在過去的12個月有過下列經歷的華裔工人份額：



華裔加州人對美國夢和經濟流動性的看法

持下列看法的加州華裔工人份額：

美國經濟不公平地偏愛富人 79%

民選官員不在乎他們的想法 81%

僱主一般認為他們是可以更換 78%

團結起來很重要，這樣僱主就不會佔他們的便宜 72%

欲瞭解更多數據和調查方法，請上網參閱英文報告全文：irvine.org/learning/aapi